

Versatility paired with  
exceptional performance



## INSUFFLATOR Highflow 45

Highflow insufflator with customizable profiles

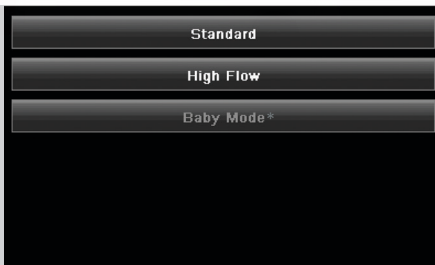
# INSUFFLATOR Highflow 45

Versatility paired with exceptional performance



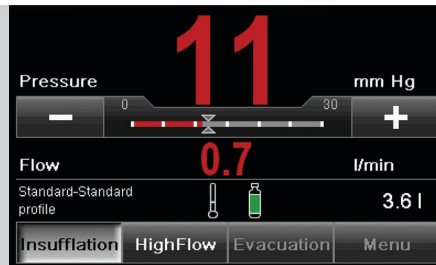
Designed for a wide range of laparoscopic procedures, the INSUFFLATOR Highflow 45 delivers high-performance with precise control over flow rate and pressure. Its large touch screen display, customizable user profiles, and intuitive menu navigation make it a versatile and user-friendly solution, allowing you to stay focused on only the most essential tasks during a case.

Gas Consumption  
Gas Reservoir

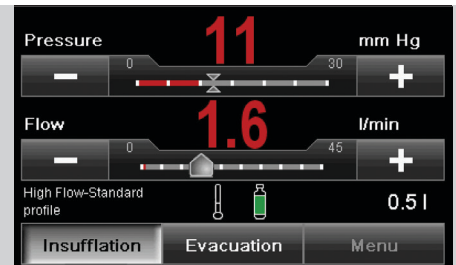


## Mode Selection

\*Baby Mode not available in the US.



## Standard Insufflation: Large Pressure Display



## High-Flow Insufflation

## Multiple insufflation modes

- **Standard Mode** (1 l/min)  
For use with a Veress cannula
- **High Flow Mode** (up to 45 l/min)  
Variable settings for use within laparoscopy

## Ease of viewing

- 6.5" touch screen provides surgical team with large visual display
- Display screen automatically adjusts to ambient light for optimal brightness

## Controlled performance

- Maximum flow rate of 45 l/min provides ultimate performance for laparoscopic procedures
- Adjustable pressure and flow rate for a wide range of surgical procedures

## Ease of use

- Intuitive menu navigation allows user to concentrate on essential tasks
- **dialog** technology provides continuous display of pressure, flow rate, and gas consumption on main surgical monitor when used in conjunction with the ENDOCAM® Logic camera platform

## Customizable profiles

- The INSUFFLATOR Highflow 45 BASIC and EVAC units are preset with profiles for standard laparoscopy, gynecology, and urology
- Custom profiles (including individualized settings and languages) can be programmed for a specific surgeon or surgical specialty

## Distinct units for procedural needs

- **BASIC model**—for creating and maintaining pneumoperitoneum using CO<sub>2</sub>
- **EVAC model**—for creating and maintaining pneumoperitoneum using CO<sub>2</sub> with built-in continuous smoke evacuation

## Continuous smoke evacuation (EVAC model only)

- The INSUFFLATOR Highflow 45 EVAC unit provides continuous smoke evacuation starting at a pressure of 3 mmHg while maintaining pneumoperitoneum
- In concert with an ULPA filter\*, the INSUFFLATOR Highflow 45 EVAC has the ability to safely capture and filter surgical smoke and potentially hazardous by-products produced by electrosurgery



INSUFFLATOR Highflow 45 BASIC





INSUFFLATOR Highflow 45 EVAC

\*ULPA filter captures and filters 99.999% of particulates and other potentially hazardous by-products as small as 0.3 microns at 30 l/min.

# Ordering Information

## INSUFFLATOR Bundles

	<p><b>INSUFFLATOR Highflow 45 BASIC bundle</b> includes: INSUFFLATOR Highflow 45 BASIC (2235601), power cable (N710171), CO<sub>2</sub> pressure tube (DINCO2NIST-NIST1.5), CO<sub>2</sub> pressure reducer (DM-PIN-MS-NIST-CO2), and hose assembly, for CO<sub>2</sub> wall source (RWM-284).....223560157</p>
	<p><b>INSUFFLATOR Highflow 45 EVAC bundle</b> includes: INSUFFLATOR Highflow 45 EVAC (2235611), power cable (N710171), CO<sub>2</sub> pressure tube (DINCO2NIST-NIST1.5), CO<sub>2</sub> pressure reducer (DM-PIN-MS-NIST-CO2), and hose assembly, for CO<sub>2</sub> wall source (RWM-284).....223561157</p>

## Accessories

### Tubing Sets

<p><b>For insufflation</b></p>	<p><b>Insufflation set</b>, disposable with integrated hygiene filter, sterile, pack of 10.....2200/48BIKBTUA123</p>
<p><b>For smoke evacuation</b></p>	<p><b>Smoke gas evacuation tube set</b>, sterile, pack of 10.....2200/72BTUA1230001</p>

### Optional Accessories

<p><b>Smoke evacuation footswitch, 1 pedal (for EVAC unit only)</b>.....20301031</p>
<p><b>Passive smoke evacuation filter</b>, sterile, pack of 10.....2200/47BDKBTUA123</p>

### Replacement Accessories for Gas Supply

<p>CO<sub>2</sub> pressure tube, 5 ft.....DINCO2NIST-NIST1.5</p>
<p>CO<sub>2</sub> pressure reducer.....DM-PIN-MS-NIST-CO2</p>
<p>Hose assembly, for CO<sub>2</sub> wall source .....RWM-284</p>

### Accessories for Quick CO<sub>2</sub> Tank Gas Exchange

<p><b>Quick exchange adapter NIST bundle</b> includes: CO<sub>2</sub> pressure reducer (DM-PIN-MS-NIST-CO2), (qty. 2) quick plug adapter NIST (DM-AD-CO2NISTDINKU), and connection hose DIN, CO<sub>2</sub> (DIN-CO2-ZGVNIST1.5).....2235QUICK</p>
--

Specifications subject to change without notice. 2076-07.03-0725USA

**GUARDIAN**  
Protecting Performance



SERVICE BY RICHARD WOLF