

Optimized flow dynamics
in a single piece design.




Optiflow




5.5 mm Continuous-Flow Operating Sheath

5.5 mm Continuous-Flow Operating Sheath

Developed with flow dynamics in mind, OptiFLOW Continuous-Flow Operating Sheath features:

- Single piece, compact design for easier setup
- Oblique, atraumatic tip allowing for ease of cervical access, even in stenotic patients
- Dedicated inflow and outflow channels for optimized flow dynamics
- Built-in, offset 5 Fr. working channel for increased procedural applications
- Quick-connect lock for stress-free assembly and disassembly with telescope



Product	Description	Product Number
	OptiFLOW 5.5 mm Hysteroscope Sheath Bundle Includes: OptiFLOW Sheath (8974351), Luer Lock Connector (886.00), Rubber Cap (88.01), Cleaning Brush Ø 5 mm, TL 700 mm (7970705), Cleaning Brush Ø 2 mm, TL 1200 mm (7990001), Cleaning Brush Ø 2 mm, TL 400 mm (7970402), Cleaning Brush Ø 5 mm, WL 42 mm (40999012)	89743516
	PANOVIEW PLUS Telescope 30°, Ø 2.7 mm, SL 310 mm	8974.402
	PANOVIEW PLUS Telescope 12°, Ø 2.7 mm, SL 310 mm	8974.412

Recommended Accessories

Ergonomic Handle.....	8986.251
2.7 mm Hysteroscope Tray, Plastic (2.7 mm Telescope and Accessories).....	8570.027
Fiber Light Cable Bundle, 2.5 mm.....	806625301